


Disassembly

26/523 **1** Pull off roller bearing inner race and spacer ring.

26/524 **2** Remove gear for 540/min, bearing bushing, needle bearing and spacer ring.




UR 26-0493

26/308 **3** Remove sliding sleeves.

26H82 **Note:** Balls and springs will jump out of the guide.

26/525 **4** Pull off follower ring.




UR 26-0494

26/526 **5** Remove gear for 1000/min, spacer ring and needle bearing.

01/25 **6** Clean all parts, check, exchange as required.

13/244 **7** Assembly is in the same manner, in reverse order.



UR 26-0495