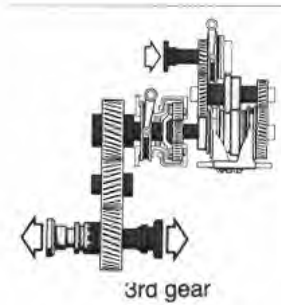
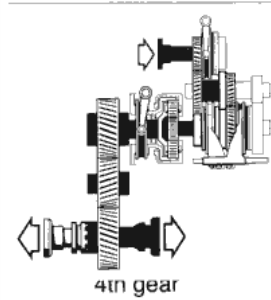


Power flow (Forward gears)

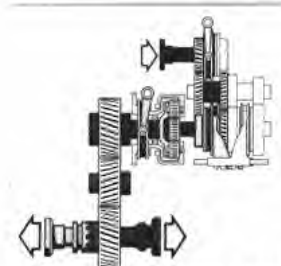
1st gear



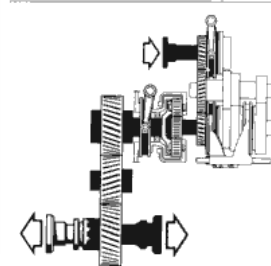
2nd gear



3rd gear

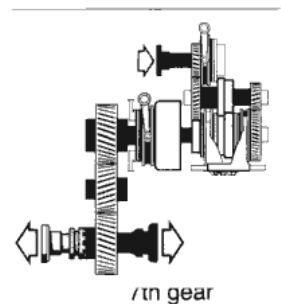


4th gear

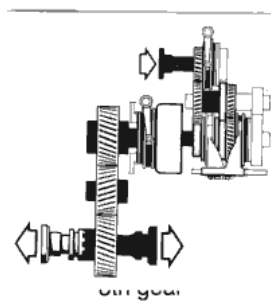


1st to 4th gear with planetary gear train on

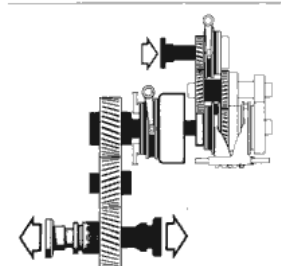
5th gear



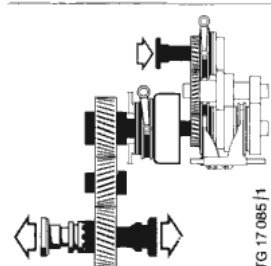
6th gear



7th gear



8th gear

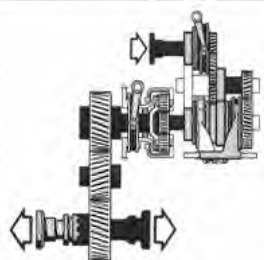


5th to 8th gear with planetary gear train off

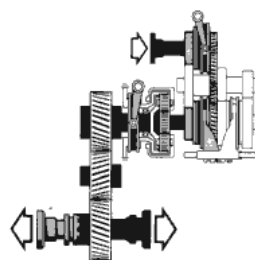
TG 17 085/1

Power flow (reverse gears)

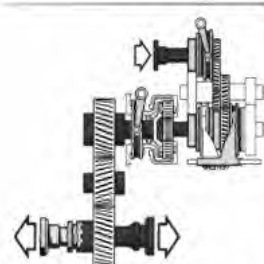
1st reverse gear



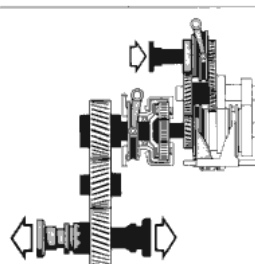
2nd reverse gear



3rd reverse gear

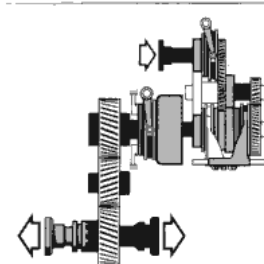


4th reverse gear

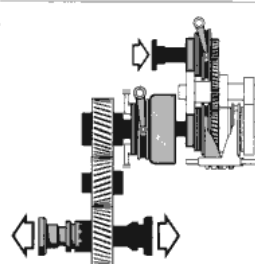


1st to 4th gear with planetary gear train on

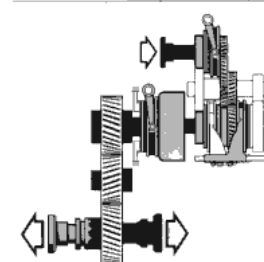
5th reverse gear



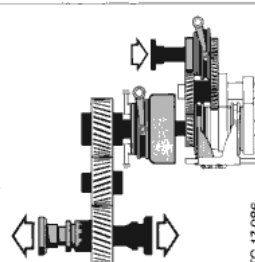
6th reverse gear



7th reverse gear



8th reverse gear

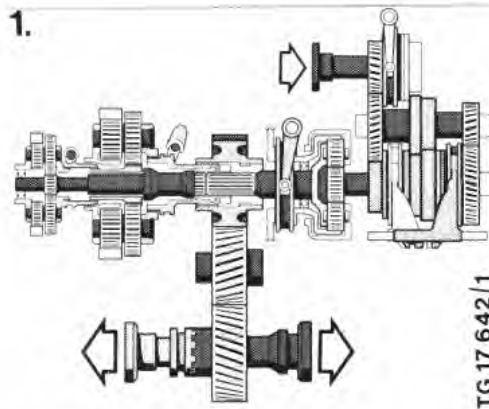


TG 17 086

5th to 8th gear with planetary gear train off

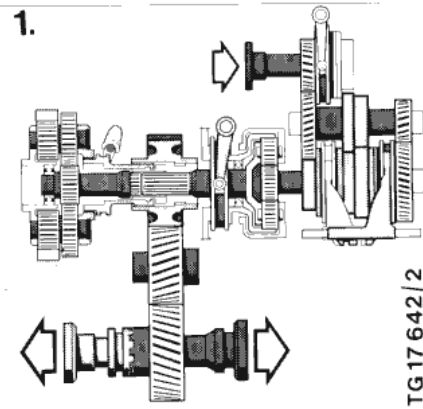
Power flow

1st gear



1st forward gear with working gears

1st gear



1st forward gear with working and crawler gears

Power flow for gears 1 through 8 corresponds to that shown on pages 1.4/1 and 1.4/2. (Code O 1 and A 2)