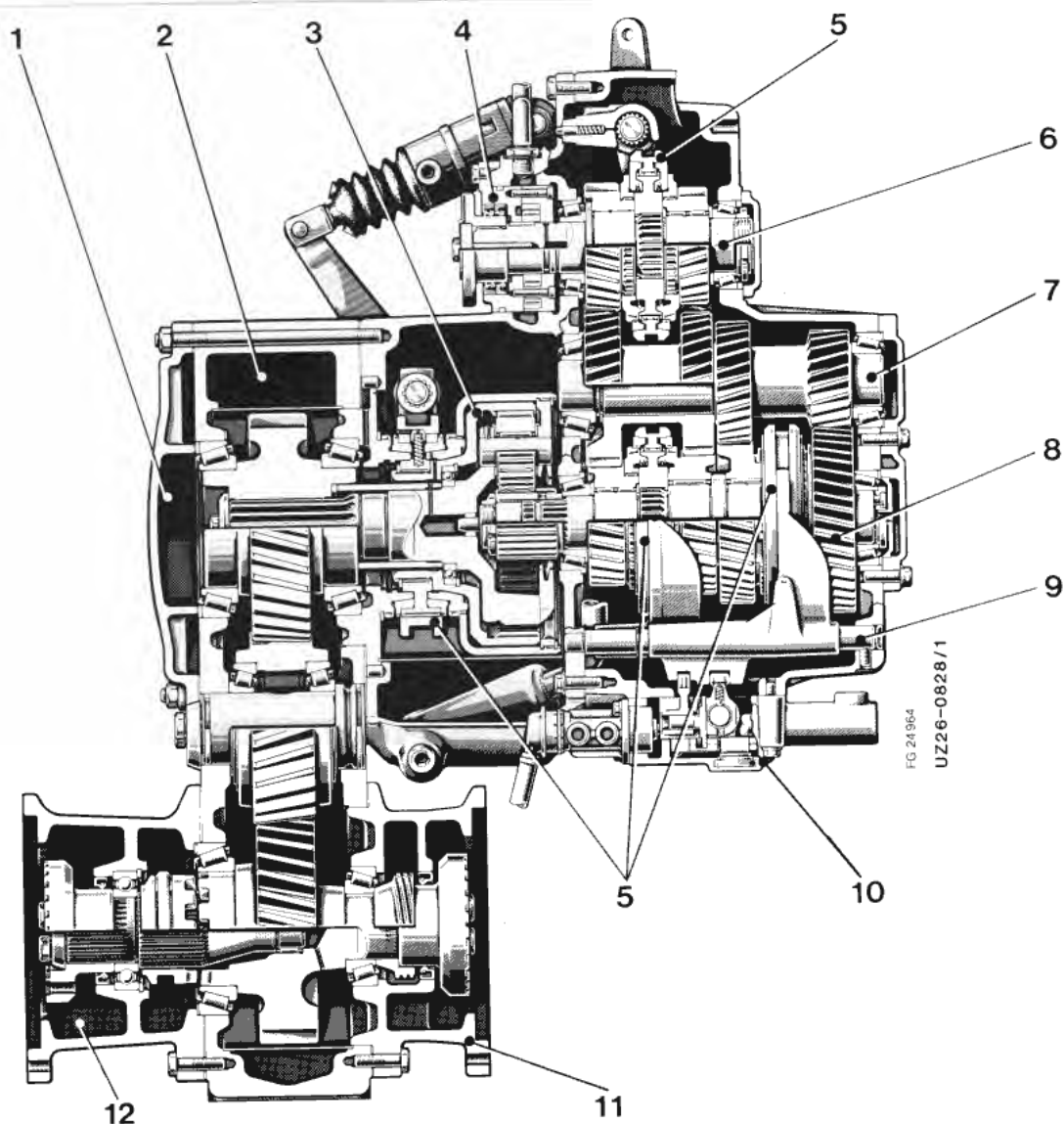


Sectional view



Main transmission

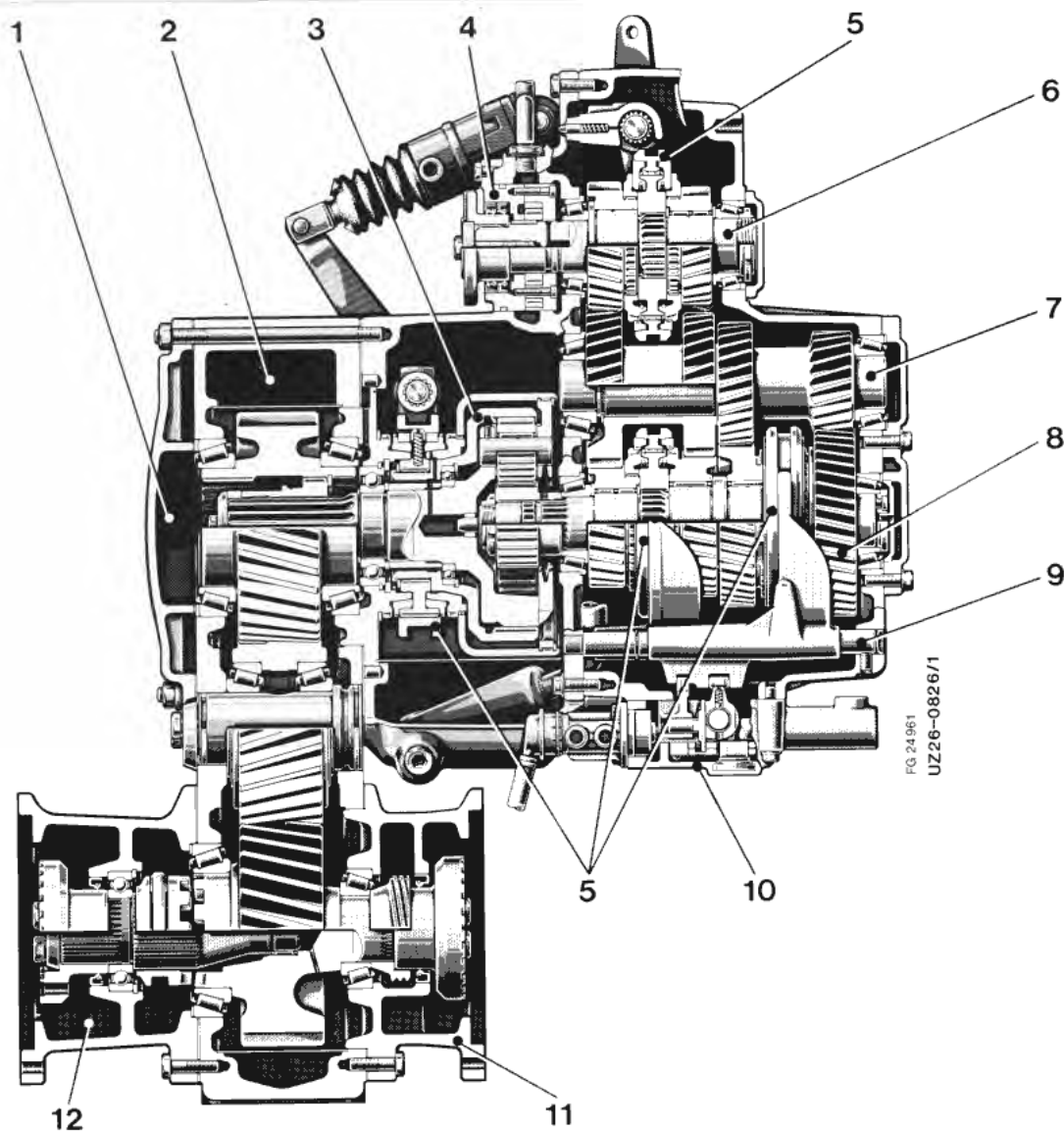
- | | | | |
|---|--------------------|----|---|
| 1 | Bearing cap | 7 | Countershaft |
| 2 | Transfer case | 8 | Main shaft |
| 3 | Planetary gear set | 9 | Selector shaft |
| 4 | Oil pump | 10 | Shift cover |
| 5 | Synchronizer | 11 | Output to rear axle (intermediate housing) |
| 6 | Input shaft | 12 | Output to front axle (intermediate housing) |

J
26.15

1.3/1

26.15
1.31

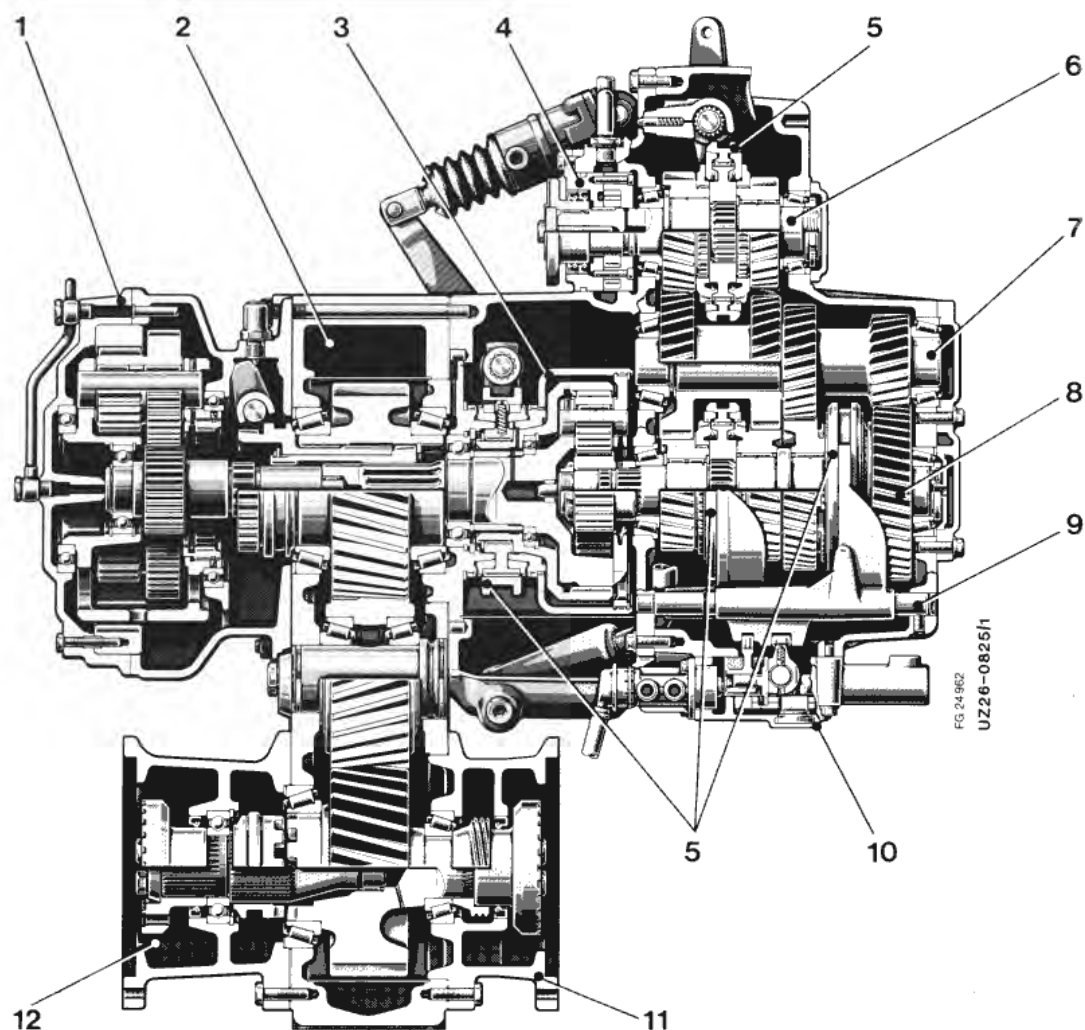
Sectional view



Main transmission

- | | | | |
|---|--------------------|----|---|
| 1 | Bearing cap | 7 | Countershaft |
| 2 | Transfer case | 8 | Main shaft |
| 3 | Planetary gear set | 9 | Selector shaft |
| 4 | Oil pump | 10 | Shift cover |
| 5 | Synchronizer | 11 | Output to rear axle (intermediate housing) |
| 6 | Input shaft | 12 | Output to front axle (intermediate housing) |

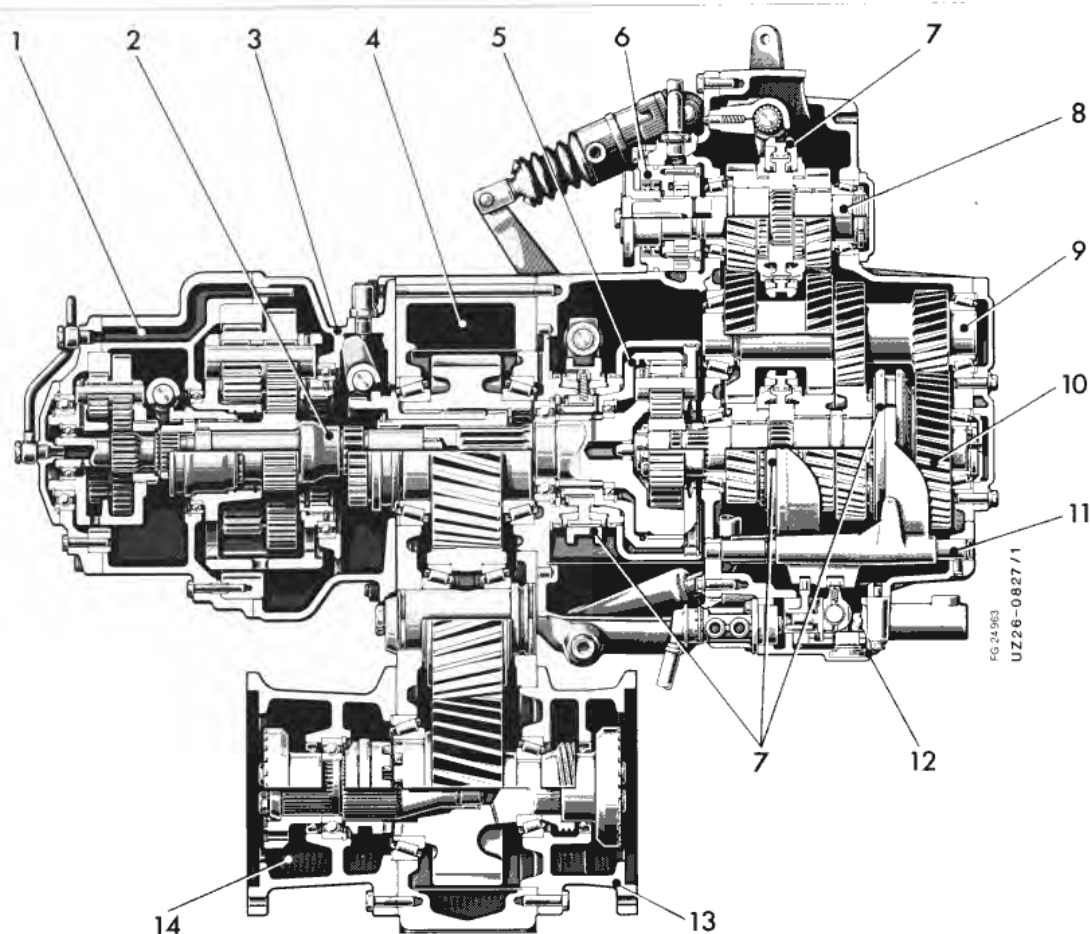
Sectional view



Main transmission with rear-mounted auxiliary transmission (working gears)

- | | | | |
|---|---|----|---|
| 1 | Rear-mounted auxiliary transmission (working gears) | 7 | Countershaft |
| 2 | Transfer case | 8 | Main shaft |
| 3 | Planetary gear set | 9 | Selector shaft |
| 4 | Oil pump | 10 | Shift cover |
| 5 | Synchronizer | 11 | Output to rear axle (intermediate housing) |
| 6 | Input shaft | 12 | Output to front axle (intermediate housing) |

Sectional view

**Main transmission with auxiliary transmission (working and crawler gear group)**

- | | | | |
|---|--|----|---|
| 1 | Rear-mounted auxiliary transmission (crawler gears) | 8 | Input shaft |
| 2 | Input shaft Rear-mounted auxiliary transmission | 9 | Countershaft |
| 3 | Rear-mounted auxiliary transmission (working gear group) | 10 | Main shaft |
| 4 | Transfer case | 11 | Selector shaft |
| 5 | Planetary gear set | 12 | Shift cover |
| 6 | Oil pump | 13 | Output to rear axle (intermediate housing) |
| 7 | Synchronizer | 14 | Output to front axle (intermediate housing) |